



WOODEN MUSKET  
FOR  
MANUAL OF ARMS TRAINING



②

23  
05



(5)

①

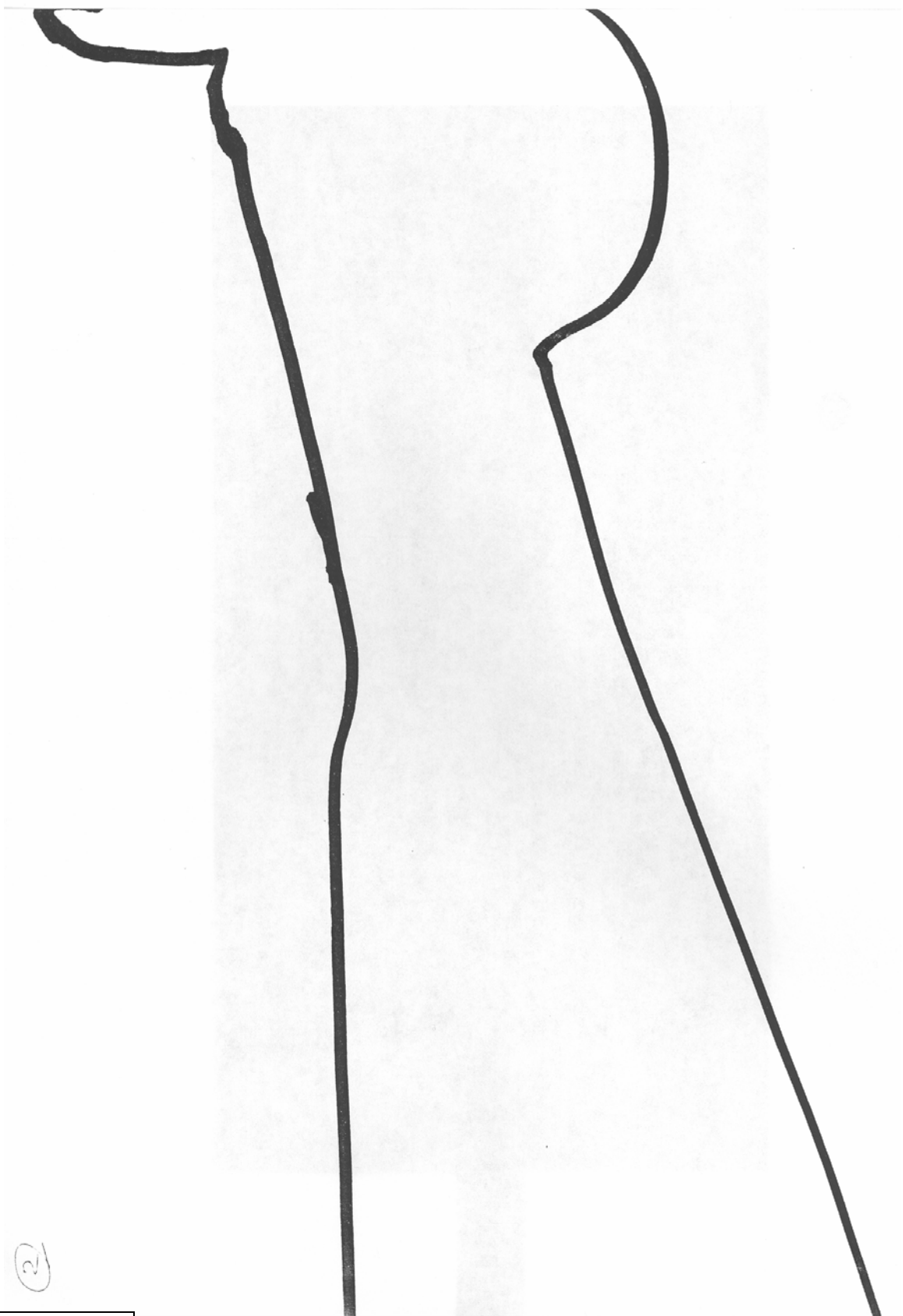
MAKE YOUR HARD COPY  
ABOUT 1/4" SMALLER  
ALL AROUND

SIGHT


V

P-53 ENF/EC D

3



(2)



## DIRECTIONS

1. TAPE THESE SHEETS TOGETHER IN PAGE ORDER AND THEN CUT OUT PATTERN.
2. USE THE PATTERN TO TRACE ON A SHEET OF WOOD THE OUTLINE OF THE MUSKET (1/4" PLYWOOD IS SUGGESTED).
3. USE A COPING SAW TO CUT ALONG THE TRACE LINES.